

## NPEXB-H511L

single input, single output

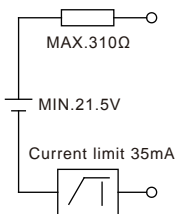
Input: wet contact  
Output: 35mA

By switch signal controlling, transfers the digital signals (wet contact) from safe area into current signals to hazardous area, and drives field device like intrinsically safe valves, audible alarms, etc. The input, output are galvanically isolated from each other.

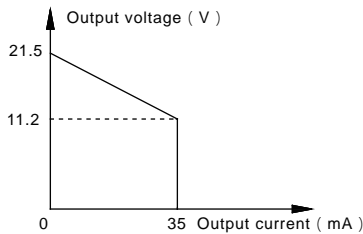
### Technical data

Loop Powered:	20 V DC~30 V DC (Reverse power protection)
Power dissipation:	≤ 1.4W
Input signal:	wet contact
Output voltage:	> 11.2V DC
Open-circuit voltage:	21.5V DC
Output current:	≤ 35mA

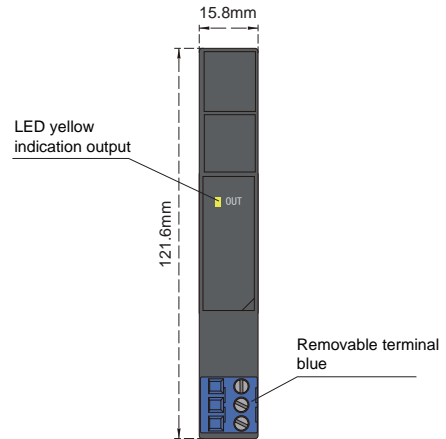
Output equivalent circuit



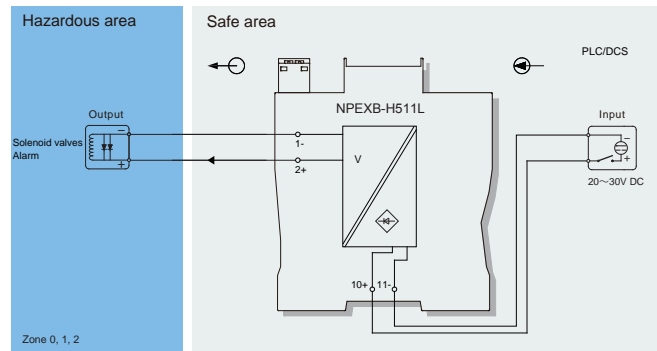
Output characteristics diagram



Response time:	< 20ms
Electromagnetic compatibility:	IEC 61326-3-1
Dielectric strength:	≥ 2500 V AC (intrinsically safe side / non-intrinsically safe side)
Insulation resistance:	≥ 100 MΩ (Input /Output)
Operation temperature:	-20°C ~ +60°C
Storage temperature:	-40°C ~ +80°C
Dimension:	15.8 mm (W) × 121.6 mm (H) × 104.8 mm (D)



### Wiring diagram



### Explosive-proof parameters

National Supervision and Inspection Center for Explosion Protection and Safety of Instrumentation (NEPSI)  
Explosive-proof grade: [Ex ia Ga] II C  
Um: 250 V  
Certified parameters (Terminals 1, 2):  
Uo=25.2V, Io=85mA, Po=536mW  
II C : Co=0.107μF , Lo=4.9mH  
II B : Co=0.82μF , Lo=12.6mH  
II A : Co=2.9μF , Lo=33.6mH