

Features

- 2 line system
- Intrinsically safe 5V signal system
- Strong resistance to surge
- 7.4mm Ultra-thin design
- Support terminal grounding (optional)
- 35 mm rail installation

Discription

This SPD limits induced transients of different origin (lightning stroke, switching impulse, etc.). This is achieved by diverting the transient current to ground and limiting the signal line voltage to a safe level for the duration of the surge.

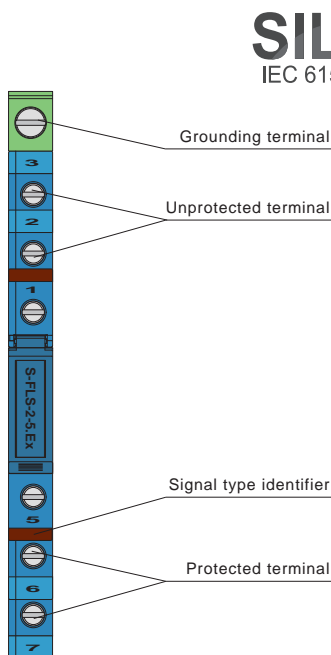
It can be applied to 2 wire RTD, TC, RS-485, MODBUS, PROFIBUSDP, CAN ect.

Parameter

Nominal voltage U_n	5 V
Max. continuous operating voltage $U_c(DC)$	6 V
Max. continuous operating voltage $U_c(AC)$	4 V
Nominal current I_L	600 mA
Total lightning impulse current $I_{imp}(10/350 \mu s), D1$	5 kA
Lightning impulse current $I_{imp}(10/350 \mu s), D1$	2.5 kA
Max. discharge current $I_{max}(8/20 \mu s), C2$	20 kA
Nominal discharge current $I_n(8/20 \mu s), C2$	10 kA
Voltage protection level $U_p(8/20 \mu s), C2$	L-L \leq 45 V/ L-PE \leq 600 V
Voltage protection level $U_p(1 \text{ kV}/\mu s), C3$	L-L \leq 15 V/ L-PE \leq 600 V
Bandwidth fG(100 Ω resistance)	100 MHz
Series impedance	1.8 Ω
Response time T_a	<1 ns
Intrinsically safe circuit certification	Ex ia II C T6 Ga
General parameters	
Operating temperature	-40 $^{\circ}C$ ~ +80 $^{\circ}C$
Installtion	35 mm DIN rail
Grounding mode	Rail/ terminal (optional)
Connecting wire size	0.2 mm ² ~ 2.5 mm ²
Material	PC
Flame retardant grade(UL94)	V0
Protection degree	IP20
Standards	IEC 61643-21/ GB/T 18802.21

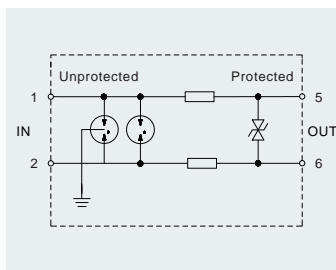


Graphics

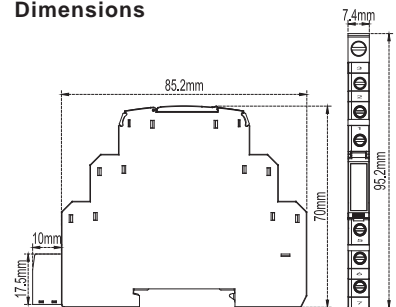


SIL3
IEC 61508

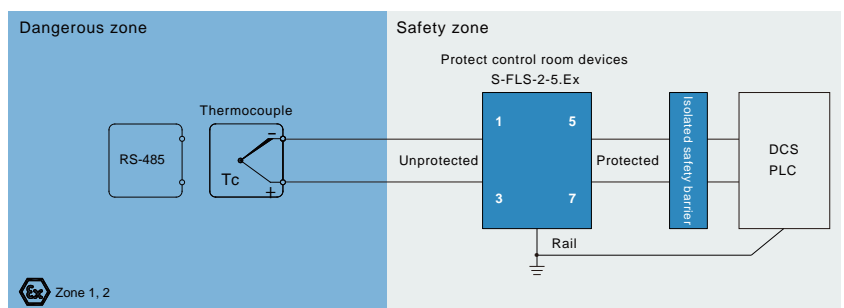
Schematic



Dimensions



Application



Intrinsically safe SPD