

Features

- 2-wire system
- 24V signal system
- Strong resistance to surge
- 7.4mm Ultra-thin design
- Support terminal grounding (optional)
- 35 mm rail mounted

Discription

This SPD limits induced transients of different origin (lightning stroke, switching impulse, etc.). This is achieved by diverting the transient current to ground and limiting the signal line voltage to a safe level for the duration of the surge.

It can be applied to 2-wire pressure transmitter, valve positioner, electrical converter, flowmeter, solenoid valve and other field instruments and FF, PROFIBUS PA ect.

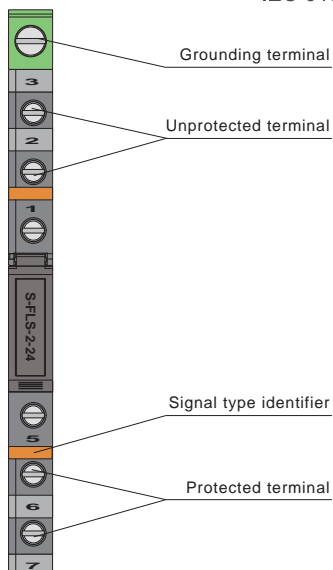
Parameter

Nominal voltage U_n	24 V
Max. continuous operating voltage $U_c(DC)$	32 V
Max. continuous operating voltage $U_c(AC)$	22.5 V
Nominal current I_L	600 mA
Total lightning impulse current $I_{imp}(10/350 \mu s), D1$	5 kA
Lightning impulse current $I_{imp}(10/350 \mu s), D1$	2.5 kA
Max. discharge current $I_{max}(8/20 \mu s), C2$	20 kA
Nominal discharge current $I_n(8/20 \mu s), C2$	10 kA
Voltage protection level $U_p(8/20 \mu s), C2$	L-L \leq 60 V/ L-PE \leq 600 V
Voltage protection level $U_p(1 \text{ kV}/\mu s), C3$	L-L \leq 45 V/ L-PE \leq 600 V
Bandwidth fG(100 Ω resistance)	10 MHz
Series impedance	1.8 Ω
Response time T_a	<1 ns
General parameters	
Operating temperature	-40 $^{\circ}C$ ~ +80 $^{\circ}C$
Installation	35 mm DIN rail
Grounding mode	Rail/ terminal (optional)
Connecting wire size	0.2 mm ² ~ 2.5 mm ²
Material	PC
Flame retardant grade(UL94)	V0
Protection degree	IP20
Standards	IEC 61643-21/ GB/T 18802.21

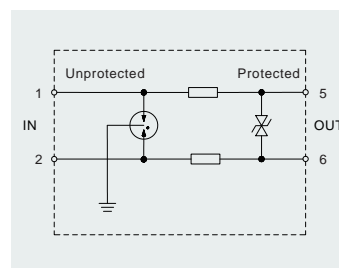


Graphics

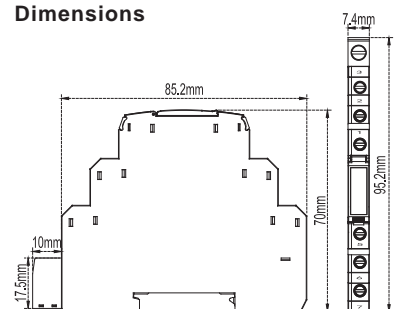
SIL3
IEC 61508



Schematic



Dimensions



Application

