

Features

- 3-wire system
- 5V signal system
- Strong resistance to surge
- 7.4mm Ultra-thin design
- Support terminal grounding (optional)
- 35 mm rail mounted

Discription

This SPD limits induced transients of different origin (lightning stroke, switching impulse, etc.). This is achieved by diverting the transient current to ground and limiting the signal line voltage to a safe level for the duration of the surge.

It can be applied to 3-RTD ect.

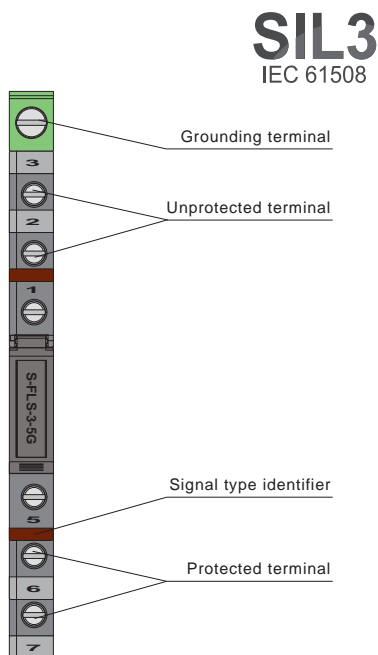
Parameter

Nominal voltage Un	5 V
Max. continuous operating voltage Uc(DC)	6 V
Max. continuous operating voltage Uc(AC)	4 V
Nominal current I <sub>L</sub>	600 mA
Total lightning impulse current I <sub>imp</sub> (10/350 μs),D1	7.5 kA
Lightning impulse current I <sub>imp</sub> (10/350 μs),D1	2.5 kA
Max. discharge current I <sub>max</sub> (8/20 μs),C2	20 kA
Nominal discharge current I <sub>n</sub> (8/20 μs),C2	10 kA
Voltage protection level U <sub>p</sub> (8/20 μs) , C2	L-L≤45 V/ L-PE≤45 V
Voltage protection level U <sub>p</sub> (1 kV/μs) , C3	L-L≤15 V/ L-PE≤15 V
Bandwidth fG(100 Ω resistance)	10 MHz
Series impedance	1.8 Ω
Response time T <sub>a</sub>	<1 ns
General parameters	
Operating temperature	-40 °C ~ +80 °C
Installtion	35 mm DIN rail
Grounding mode	Rail/ terminal (optional)
Connecting wire size	0.2 mm <sup>2</sup> ~ 2.5 mm <sup>2</sup>
Material	PC
Flame retardant grade(UL94)	V0
Protection degree	IP20
Standards	IEC 61643-21/ GB/T 18802.21

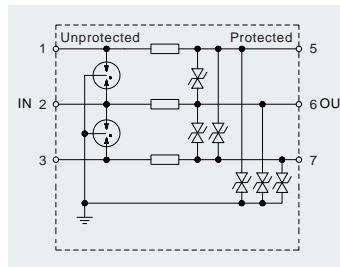


General SPD

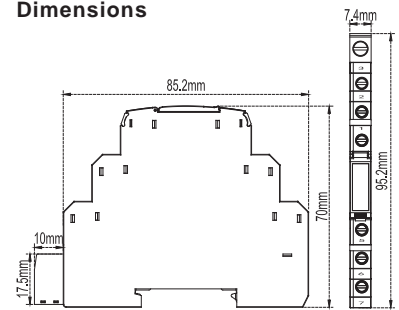
Graphics



Schematic



Dimensions



Application

