

Features

- 2-channel system
- 24V signal system
- Max. impulse current 20 kA(8/20 μs)
- Plug in gold plating
- 12.4 mm,hot plugging
- 35 mm rail mounted

Discription

This SPD limits induced transients of different origin (lightning stroke, switching impulse, etc.). This is achieved by diverting the transient current to ground and limiting the signal line voltage to a safe level for the duration of the surge.

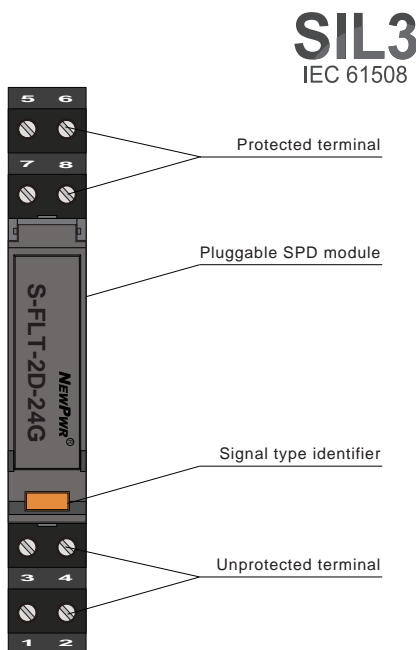
It can be applied to 2-wire pressure transmitter, valve positioner, electrical converter, flowmeter, solenoid valve and other field instruments and FF, PROFIBUS PA ect.

Parameter

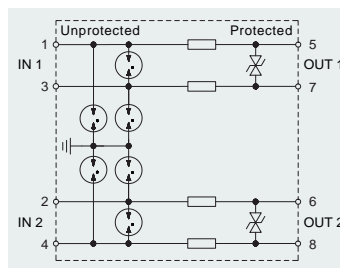
Nominal voltage Un	24 V
Max. continuous operating voltage Uc(DC)	32 V
Max. continuous operating voltage Uc(AC)	22.5 V
Nominal current I _N	850 mA
Total lightning impulse current I _{imp} (10/350 μs),D1	10 kA
Lightning impulse current I _{imp} (10/350 μs),D1	2.5 kA
Max. discharge current I _{max} (8/20 μs),C2	20 kA
Nominal discharge current I _n (8/20 μs),C2	10 kA
Voltage protection level U _p (8/20 μs) , C2	L-L≤60 V/ L-PE≤60 V
Voltage protection level U _p (1 kV/μs) , C3	L-L≤45 V/ L-PE≤45 V
Bandwidth fG(100 Ω resistance)	10 MHz
Series impedance	1 Ω
Response time T _a	<1 ns
General parameters	
Operating temperature	-40 °C ~ +80 °C
Installation	35 mm DIN rail
Grounding mode	Grounding rail
Connecting wire size	0.2 mm ² ~ 2.5 mm ²
Material	PC
Flame retardant grade(UL94)	V0
Protection degree	IP20
Standards	IEC 61643-21/ GB/T 18802.21



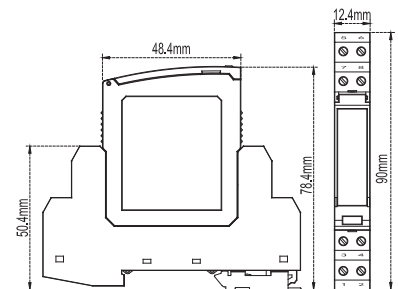
Graphics



Schematic



Dimensions



Application

