

Features

- 2-wire system
- 24VDC power system
- Strong resistance to surge
- 7.4mm Ultra-thin design
- Support terminal grounding (optional)
- 35 mm rail mounted

Discription

This SPD limits induced transients of different origin (lightning stroke, switching impulse, etc.). This is achieved by diverting the transient current to ground and limiting the signal line voltage to a safe level for the duration of the surge.

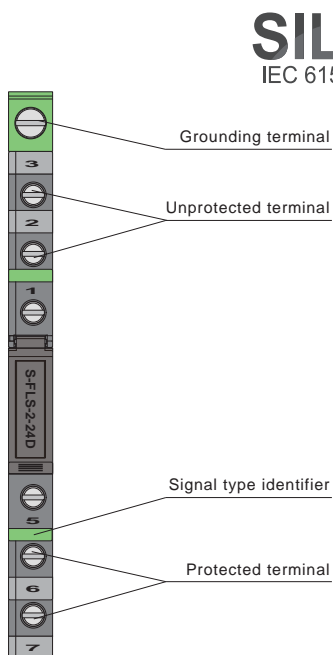
It can be applied to 24V DC power system.

Parameter

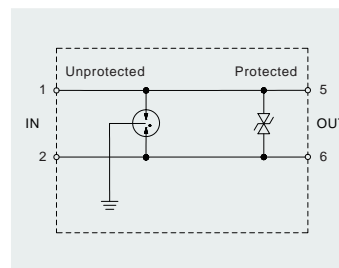
Nominal voltage U_n	24 V
Max. continuous operating voltage $U_c(DC)$	36 V
Max. continuous operating voltage $U_c(AC)$	25.5 V
Nominal current I_L	10 A
Total lightning impulse current $I_{imp}(10/350 \mu s), D1$	5 kA
Lightning impulse current $I_{imp}(10/350 \mu s), D1$	2.5 kA
Max. discharge current $I_{max}(8/20 \mu s), C2$	20 kA
Nominal discharge current $I_n(8/20 \mu s), C2$	10 kA
Voltage protection level $U_p(8/20 \mu s), C2$	L-L \leq 60 V/ L-PE \leq 600 V
Voltage protection level $U_p(1 \text{ kV}/\mu s), C3$	L-L \leq 45 V/ L-PE \leq 600 V
Bandwidth fG(100 Ω resistance)	10 MHz
Response time T_a	<1 ns
General parameters	
Operating temperature	-40 °C ~ +80 °C
Installtion	35 mm DIN rail
Grounding mode	Rail/ terminal (optional)
Connecting wire size	0.2 mm ² ~ 2.5 mm ²
Material	PC
Flame retardant grade(UL94)	V0
Protection degree	IP20
Standards	IEC 61643-21/ GB/T 18802.21



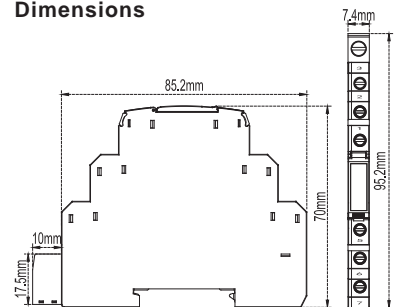
Graphics



Schematic



Dimensions



Application

