

NPEXB-C512L

Single input, single output

NPEXB-C5D12L

Double inputs, double outputs

Input: wet contact

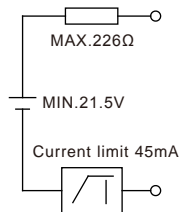
Output: 45mA

Digital output isolated barrier. By switch signal controlling, transfers the wet contact signals from a safe area into current signals to a hazardous area, and drives field device like intrinsically safe valves, audible alarms, etc. It has loop powered. The input and output is galvanically isolated from each other.

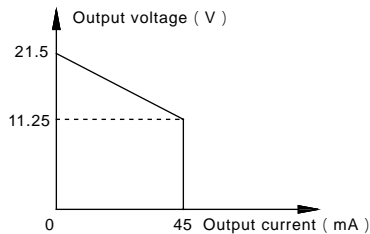
Parameters

Loop Powered:	20V DC ~ 30V DC (Reverse power protection)
Power dissipation:	≤ 1.4W (24V, single output) ≤ 2.8W (24V, double outputs)
Input signal:	wet contact
Output voltage:	> 11.25V DC
Open-circuit voltage:	21.5V DC
Output current:	≤ 45mA

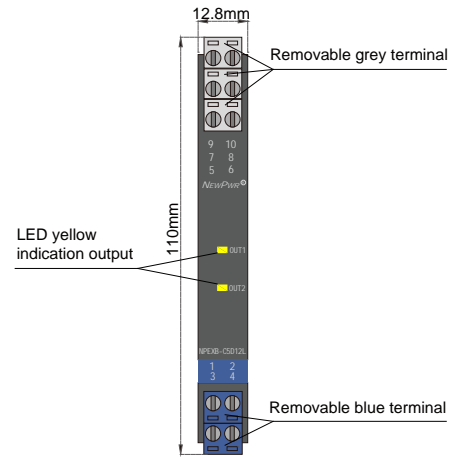
Output equivalent circuit



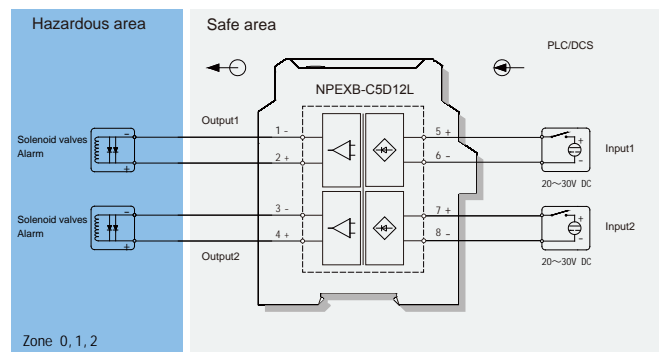
Output characteristics diagram



Response time:	< 20ms
Electromagnetic compatibility:	IEC 61326-3-1
Dielectric strength:	≥ 3000V AC (intrinsically safe side / non-intrinsically safe side)
Insulation resistance:	≥ 100MΩ (Input /Output)
Operation temperature:	-20°C ~ +60°C
Storage temperature:	-40°C ~ +80°C
Dimension:	12.8mm (W) × 110mm (H) × 117mm (D)



Wiring diagram



Explosive-proof parameters

National Supervision and Inspection Center for Explosion Protection and Safety of Instrumentation (NEPSI)

Ex marking: [Ex ia Ga] IIC

Um: 250V

Certified parameters (Terminals 1, 2; 3, 4):

Uo=25.2V, Io=117mA, Po=738mW

II C: Co=0.107μF, Lo=1.5mH

II B: Co=0.82μF, Lo=4.5mH

II A: Co=2.9μF, Lo=12mH